

# Mini Excavators **XE60U**



Rated Power: 30.7 kW (41.2 hp)

Operating Weight With Cab: 5 700 kg (12,566 lb)

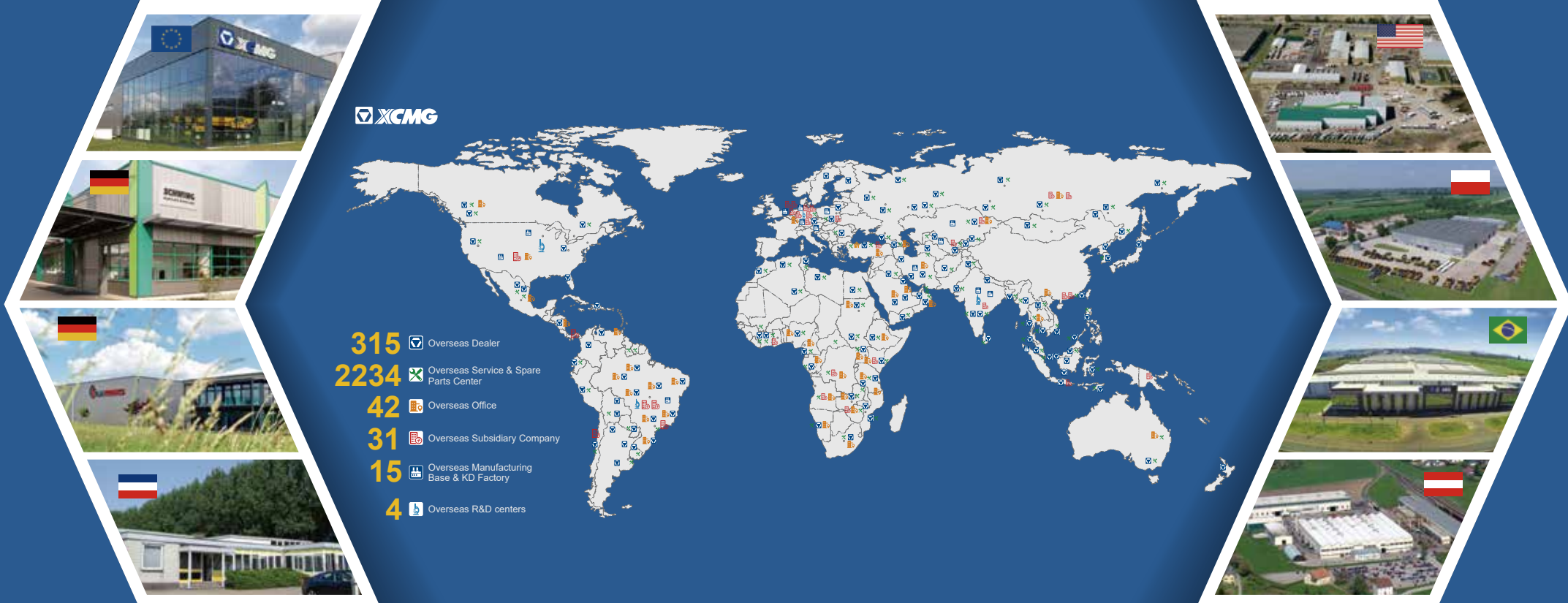
Operating Weight With Canopy: 5 600 kg (12,346 lb)

Standard Bucket Capacity: 0.16 m<sup>3</sup> (0.21 yd)

XCMG North America Corporation  
5145 Schirlls St Las Vegas, NV 89118  
Email: [xcmgna@xcmg.com](mailto:xcmgna@xcmg.com)  
Phone: 725-605-2777  
Web: [www.xcmg-usa.com](http://www.xcmg-usa.com)







# INTRODUCTION OF XCMG

XCMG, as a leading enterprise valued of 100 billion RMB, with the largest scale, the best technology level, the largest export volume, and high competitiveness and influence in China's construction machinery industry, has been occupying the first place in China's construction machinery industry for decades, and it now ranks the third in the world industry and the 395th among the world's top 500 brands.

The main products by XCMG consists of 16 categories of equipment such as hoisting machinery, excavation machinery, concrete machinery, mining machinery, earth-moving machinery and road machinery, etc., as well as three categories of key components such as hydraulic system, transmission system and electric control system. Among above-mentioned, hoisting machinery ranks first in the world, and package solution of road construction and maintenance machinery, piling machinery and concrete machinery are among the first-class bloc in the world.

XCMG has accumulated more than 8000 approved patents, including more than 1900 invention patents and more than 130 PCT international patents. Entities of R&D centers, manufacturing plants or KD factories are in operation in more than 10 countries such as Germany, the United States, Brazil and India, XCMG has also acquired three European enterprises including Schwing in Germany. The Brazil manufacturing plant, with an investment of 350 million dollars to build up factories on a bare ground, has become a model of economic cooperation between China and Brazil. At present, XCMG products are exported to 187 countries and regions, covering 97% of the countries along "The Belt and Road" area. In export business to 35 countries, XCMG's proportion ranks NO. 1, with a steady first place within Chinese industry in terms of annual export volume and overseas income.

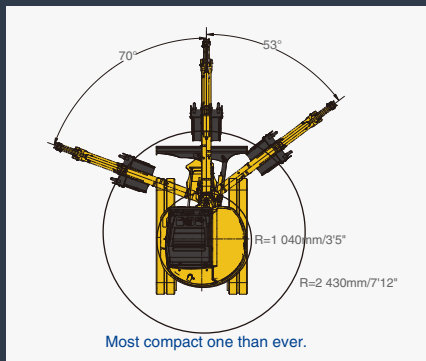
## The XE60U comes with every feature you expect from a compact excavator in its tonnage.

Variable angle boom, 70° to the left and 53° to the right, reduced swing tail, and standard rubber track and angle blade give you an edge when undertaking operations in confined sites such as utility, garden, and community landscapes.

Powered by a reliable 41.2 hp Kubota engine, you can count on it to finish tough jobs in various operating conditions. When it comes to efficiency, versatility is a critical factor. That's why the machine is compatible to multiple attachments that can be installed within a short period of time with its hydraulic quick coupler. You will finish the operations with ease and comfort in the jobsite.







# Compact Machine with Excellent Performance

## Performance meets Efficiency

Designed to combine power and smoothness, the XE60U is ready to take on the challenges. This short-tail 12,566 lb machine can easily perform on your jobsites even in confined spaces. Its versatility is enhanced by two standard hydraulic circuits (AUX1 & AUX2) and precise oil flow control. High digging and lifting performance together with smooth driving performance make this XE60U an ideal machine for demanding jobs.

The Kubota V2403 Tier 4F common rail diesel engine with EGR, DOC and DPF technology is an excellent match with our improved hydraulic load sensing system. This combination ensures fuel efficient and smooth control, regardless of its load. Our powerful XE55U has become therefore more fuel efficient even under heaviest circumstances and is a pleasure to operate.

### Tight Tail Swing

This tight tail swing model and short slewing radius prove to be highly versatile when undertaking operations in a confined space. The left and right boom swing angle is respectively 70° and 53°, it can realize complex operation together with upper structure slewing to ensure that the digging is parallel with wall surface in narrow space through the cooperation of upper structure slewing so as to easily deal with various operating conditions.

### Optional Angle Dozer Blade

The dozer blade can swing to the left and right, which makes the machine operate more efficiently when grading.

### Complete Equipped with AUX1, AUX2, and Quick Coupler lines.

With the multiple programmable 2-way proportional auxiliary lines and quick-coupler piping the XE60U meets almost all your attachment needs.

### Boom, Arm Safety Valves and Blade Holding Valve as Standard

The XE60U is fitted as standard with a boom cylinder safety valve, an arm cylinder valve and a dozer holding valve to dig and handle all your material in a safe way.

Features such as suspension seat, adjustable armrests, storage compartments and one powerful AC can reduce the operator's fatigue during long working hours. And the 7" color LCD display with comprehensive machine information, along with ergonomically designed control layouts and roller switch makes your jobs easier.

# Operational Comfort

## Ergonomic and Comfortable

With the XE60U, your comfort comes first. The cab has a wide entrance door, which makes it more accessible. The OPG/TOPS/ROPS(ISO 3471) cabin maximises your safety.



# Excellent Visibility

## > The Canopy Guarantees Superior Visibility

The four post canopy provides the operator with clear view and easy entrance and exit on the condition that safety and comfort are guaranteed. When operating in confined areas, great visibility can increase productivity. Features such as multiple rear view mirrors, working lights, handrails, emergency stop, and large entrance make sure that the operator is safe during operations.



## > Easy Service Access

Our XE60U is developed with taking particular attention to easy service access, with a single access point for the daily maintenance of all main components, fuel level gauge and refuelling through the lockable cap.



## One-sided Engine Maintenance

The XE60U is designed for lower maintenance cost with longer service intervals, which results in more machine availability on-site. Meanwhile, skilled XCMG-trained technicians are available to provide extra support when needed.





# Safety Features

## › To Protect the Machine and Operating Sites

The routes of hydraulic pipelines and hoses are well-organized; the arm cylinder is guarded; and the front light is integrated under the boom to avoid impacts and damages from rocks and other debris during operations. The continuous rubber tracks can minimize damage made to the paved operating sites. The dozer blade is covered and equipped with holding valve to eliminate the possibility of damage when the blade is not utilized.



## › To Protect the Operator and People Around

The TOPS/OPG certified cab is equipped with rotation warning beacon, emergency stop within reach, lock lever, rear mirrors on both sides, battery disconnect switch, and top lights, these features make sure that both the operator and people around the machine can be well-protected.





# Technical Specifications

## Engine

Make/model	Kubota/V2403/Tier 4F
Fuel/cooling	Diesel/Liquid, forced circulation
No. of cylinders	4
Piston displacement	2 434 cm <sup>3</sup> (0.6 gal.)
Power output	30.7 kW (41.2 hp) (ISO 14396)
Max torque	159.8 N·m/1500 rpm (117.9 ft·lb/1500 rpm)
Bore × stroke	87 mm × 102.4 mm (3.4 in. × 4 in.)
Alternator	12 V · 60 A

## Hydraulic system

This original XCMG design allows independent and combined operations of all functions by hydraulic piloted controlled levers.

### › Pump

Type	Load-sensing axial-piston pump with variable displacement
Total hydraulic capacity	158.4 L/min (41.8 gal./min)
AUX1 & AUX2 maximum flow rate	90 L/min (23.8 gal./min)
AUX1 / AUX2 standard relief pressure	170 bar (2,465.6 psi)

### › Maximum system pressure

Boom	320 bar (4,641.2 psi)
Arm / bucket / travel	320/320/284 bar (4,641.2/4,641.2/4,119.1 psi)
Swing	230 bar (3,335.9 psi)

## Digging forces (ISO 6015)

Digging force, standard arm (ISO 6015)	24.3 kN (5,462.9 lbf.)
Digging force, long arm (ISO 6015)	23.4 kN (5,260.5 lbf.)
Digging force, bucket (ISO 6015)	44.5 kN (10,004 lbf.)

## Fluid capacities

Cooling system (radiator capacity)	12 L (3.2 gal.)
Engine lubrication plus oil filter	9.5 L (2.5 gal.)
Fuel tank	68 L (18 gal.)
Hydraulic tank	46 L (12.2 gal.)
Hydraulic system	22 L (5.8 gal.)
Final drive case (each)	1 L (0.3 gal.)

## Undercarriage

X-type undercarriage. The heavy-duty crawler chassis is very resilient with its fully welded, stress-free structure. Long service life is ensured by the use of first-class materials: hydraulic chain adjusters with shock-absorbing return springs, lifetime-lubricated track rollers and idlers.

### › Number of rollers and track shoes

Bottom rollers (per side)	5
Track shoes	Rubber
Overall track length	2 490 mm (8'2")
Shoe width	400 mm (16")

## Environment

Noise levels comply with environmental regulations (dynamic values).

### › Noise emission

Noise level LpA (ISO 6396)	79 dB(A)
Noise level LwA (ISO 6395)	96 dB(A)

## Swing mechanism

High-torque, axial piston motor with planetary reduction gear bathed in oil. Swing circle is single-row, shear type ball bearing with induction-hardened internal gear. Internal gear and pinion gear immersed in lubricant. Equipped with an automatic multi-disc slew brake.

### › Swing system

Boom swing, left	70°
Boom swing, right	53°
Slew rate	9.5 rpm

## Drive

Each track is driven by an independent, high-torque, axial piston motor through planetary reduction gears. Two control levers provide smooth travel or counterrotation upon demand.

### › Speed & traction

Travel speed (low - high)	2.8-4.6 km/h (1.7-2.9 mph)
Traction force	52.8 kN (11,869.9 lbf.)
Gradeability	70%/35°

## Weight

Operating Weight With Cab	5.7 t (12,566 lb.)
Operating Weight With Canopy	5.6 t (12,346 lb.)
Ground pressure	32 kpa (4.6 psi)
Transport mass with Cab	5 626 kg (12,403.2 lb.)
Transport mass with Canopy	5 526 kg (12,182.7 lb.)
Weight of steel tracks	310 kg (683.4 lb.)
Weight of rubber tracks	240 kg (529.1 lb.)
Additional weight for long arm	27 kg (59.5 lb.)

# Lifting Capacities

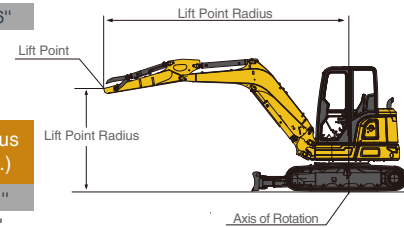
## XE60U

Cab • standard arm (1 570 mm/5'2") • standard counterweight • without bucket

Lift Point Height	Over Front						Over Side						Max Radius (mm/ft.in.)
	Lift At Max Radiux (Kg/lb.)	1 m/3'3"	2 m/6'7"	3 m/9'10"	4 m/13'1"	5 m/16'5"	Lift At Max Radiux (Kg/lb.)	1 m/3'3"	2 m/6'7"	3 m/9'10"	4 m/13'1"	5 m/16'5"	
4 m/13'1"	1 160*/2,557				1 260/2,778		730/1,609				800/1,764		4 198/13'9"
3 m/9'10"	930/2,050				1 250/2,756		580/1,279				790/1,742		4 848/15'11"
2 m/6'7"	810/1,786			1 900/4,189	1 220/2,690	880/1,940	510/1,124			1 150/2,535	760/1,676	550/1,213	5 250/17'3"
1 m/3'3"	810/1,786			1 800/3,968	1 180/2,601	860/1,896	500/1,102			1 070/2,359	730/1,609	540/1,190	5 242/17'2"
0 m/ground	830/1,830		1 990*/4,387	1 760/3,880	1 150/2,535	850/1,874	510/1,124	1 900/4,189	1 030/2,271	700/1,543	530/1,168		5 075/16'8"
-1 m/-3'3"	940/2,072		3 660/8,069	1 750/3,858	1 150/2,535		580/1,279	1 910/4,211	1 020/2,249	700/1,543			4 637/15'3"
-2 m/-6'7"	1 250/2,756		3 300*/7,275	1 770/3,902			760/1,676	1 950/4,299	1 040/2,293				3 804/12'6"

Cab • standard arm (1 900 mm/6'3") • standard counterweight • without bucket

Lift Point Height	Over Front						Over Side						Max Radius (mm/ft.in.)	
	Lift At Max Radiux (Kg/lb.)	1 m/3'3"	2 m/6'7"	3 m/9'10"	4 m/13'1"	5 m/16'5"	Lift At Max Radiux (Kg/lb.)	1 m/3'3"	2 m/6'7"	3 m/9'10"	4 m/13'1"	5 m/16'5"		
4 m/13'1"	1 013/2,233				1 272/2,804		641/1,413				809/1,784		4 600/15'1"	
3 m/9'10"	839/1,850				1 261/2,780		526/1,160				799/1,761		5 188/17'	
2 m/6'7"	763/1,682			1 920/4,233	1 226/2,703	878/1,936	475/1,047			1 170/2,579	767/1,691	550/1,213	5 486/17'12"	
1 m/3'3"	739/1,629			1 810/3,990	1 181/2,604	859/1,894	457/1,008			1 073/2,366	726/1,601	532/1,173	5 553/18'3"	
0 m/ground	760/1,676			2 078*/4,581	1 746/3,849	1 147/2,529	843/1,858	467/1,030		1 853/4,085	1 017/2,242	694/1,530	517/1,140	5 397/17'8"
-1 m/-3'3"	840/1,852		3 600/7,937	1 728/3,810	1 132/2,496		514/1,133		1 863/4,107	1 001/2,207	681/1,501			4 994/16'5"
-2 m/-6'7"	1 052/2,319		3 646/8,038	1 741/3,838			640/1,411		1 898/4,184	1 013/2,233				4 254/13'11"

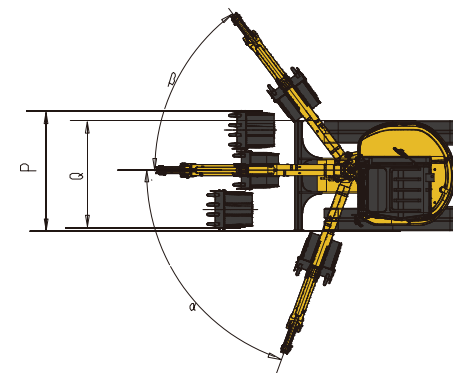
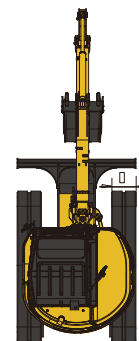
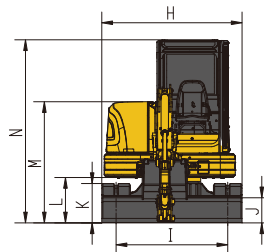
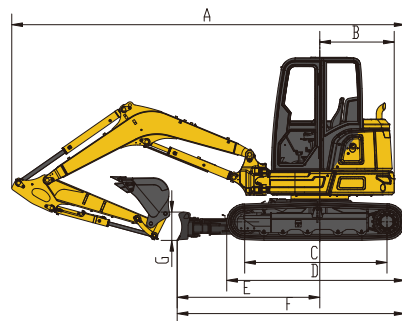
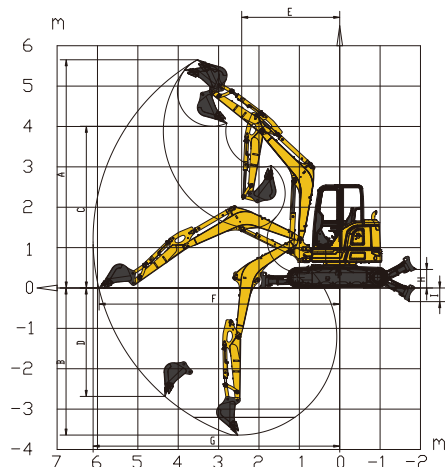


1. The lifting capacity is based on the ISO10567 standard.
2. \* = The maximum lifting capacity is limited by the hydraulic capacity of the machine.
3. The lifting capacity does not exceed 87% of the hydraulic capacity or 75% of the tipping load with the machine on level and firm ground.
4. The operator should be familiar with the machines operation and maintenance manuals. Local regulations concerning the safe operation of machinery must be followed at all times.
5. The lift diagrams only covers machines that are originally built by XCMG: without lifting chains and any other lifting equipment.
6. When the excavator is used to lift or handle materials, it must comply with local regulations and be equipped with the necessary hose burst valves and an overload warning device complying with EN474-5.





# Technical Specifications



## Dimensions

## Working range

A	Maximum digging height - std arm	5 650 mm (18'6")
	Maximum digging height - long arm	5 770 mm (18'11")
B	Maximum digging depth - std arm	3 640 mm (11'11")
	Maximum digging depth - long arm	3 880 mm (12'9")
C	Maximum dumping height - std arm	4 010 mm (13'2")
	Maximum dumping height - long arm	4 310 mm (14'2")
D	Maximum vertical wall digging depth - std arm	2 690 mm (8'10")
	Maximum vertical wall digging depth - long arm	2 900 mm (9'6")
E	Minimum swing radius - std arm	2 430 mm (7'12")
	Minimum swing radius - long arm	2 490 mm (8'2")
F	Maximum digging reach at ground level - std arm	5 960 mm (19'7")
	Maximum digging reach at ground level - long arm	7 740 mm (25'5")
G	Maximum digging reach - std arm	6 110 mm (20'1")
	Maximum digging reach - long arm	6 320 mm (20'9")
H	Maximum dozer lifting height	450 mm (18")
I	Maximum dozer cutting depth	400 mm (16")

## Other

Standard arm	1 570 mm (5'2")
Long arm	1 900 mm (6'3")
General purpose bucket	0.16 m <sup>3</sup> (0.2 yd <sup>3</sup> )

A	Overall length	5 340 mm (17'6")
B	Tail slew radius	1 040 mm (3'5")
C	Tumbler length	1 990 mm (6'6")
D	Track length	2 490 mm (14'9")
E	Dozer blade, maximum reach at ground level	1 995 mm (6'7")
F	Undercarriage length	3 185 mm (10'5")
G	Dozer blade height	400 mm (16")
H	Overall width	1 831 mm (6')
I	Track gauge	1 560 mm (5'1")
J	Minimum ground clearance	315 mm (12")
K	Track height	550 mm (22")
L	Ground clearance of counterweight	637 mm (25")
M	Overall height of engine hood	1 695 mm (5'7")
N	Overall height	2 555 mm (8'5")
O	Track shoe width	400 mm (16")
P	Working width at maximum right-hand rotation	2 130 mm (6'12")
Q	Working width at maximum left-hand rotation	1 960 mm (6'5")
R	Maximum boom offset to the right	815 mm (32")
S	Maximum boom offset to the left	605 mm (24")
a	Maximum boom swing angle to the right	
B	Maximum boom swing angle to the left	

## Undercarriage

Rubber tracks	400 mm (16")
Steel tracks	400 mm (16")

## >Standard and Optional Equipment

### Engine

Engine model	Kubota V2403
Emission stage	T4F
DOC	●
DPF	●
Fuel-water separator with water level indicator	●
Radial seal air cleaner	●
Air prefilter(Cab)	●
Radiator	●
Fuel oil gauge	●
Fuel-water quickly release device	●
Auto idle	●
Radiator for fuel	●

### Hydraulic system

Auxiliary hydraulic valve	●
Single or dual way pipeline	●
Quick coupler piping	●
Two-way piping	●
Shifted block of quick coupler piping	●
Hydraulic oil ISO VG 46	●
Hydraulic oil ISO VG 32	○
Hydraulic oil ISO VG 68	○
Electric proportional joysticks on the left and right	●
Spare valve plate	●
Operation mode switching	●
Pressure monitor gauge	●

### Cab & interior

Mechanical suspension seat	●
Up and down adjustable seat handrail	●
Front windshield divided by 70/30 ratio(Cab)	●
Toughened windscreens and other toughened windows(Cab)	●
Sliding upper door window(Cab)	●
Air conditioner(Cab)	●
Seven inches color LCD display with warning,filter / liquid refill and working hours information	●
Travel control pedal with detachable manual control lever	●
Double stereo speaker(Cab)	●
Cup holder	●
Coat hook(Cab)	●
Washable floor mat	●
Safety belt	●
High and low travel speed switch	●
Reserved switch for working attachment	●
Skylight(Cab)	●
Windshield wiper(Cab)	●
File packet(Cab)	●
Emergency exit on rear window(Cab)	●
Hammer for emergency escape(Cab)	●
Fire extinguisher bracket	●

### Undercarriage

Track guards for both sides	○
2x5 bottom rollers	●
2x1 carrier rollers	●
Tow ring on the bottom frame	●
400 mm(16")rubber track	●
2x40 joints , 400 mm(16")steel track with triple grouser shoes	○
Guard kits: Bottom sealing plate of undercarriage, sealing plate of travel motor	●
2x40 rubber track block	○
Dozer	●

### Boom, arm and bucket

Boom-2850 mm(9'4")	●
Arm-1570 mm(5'2")	●
0.16 m³(0.2 yd³)/631 mm(2'1")Bucket	●
Arm-1900 mm(6'3")	○
0.07 m³(0.09 yd³)(Earth work bucket)	○
Quick Coupler	○
Thumb	○
Breaking Hammer	○
Scarifier	○
Timber grab	○

### Electrical system

Battery (750 CCA)	●
60 A alternator	●
2 kW starter motor	●
12 V cigarette lighter	○
USB interface(5 V)(Cab)	●
AM-FM radio with digital display(Cab)	●
DAB bluetooth digital radio(Cab)	○
Rotating beacon	○
Two front working light on the cab(LED)	●
One rear working light on the cab(LED)	●
One working lights on the boom(LED)	●
12 V Electric power interface	●
Interior light(Cab)	●

### Conterweight

0.71 t (1,565 lb)counterweight	●
--------------------------------	---

### Lubrication system

Centralized lubrication system for slewing motor, slewing bearing and deflection cylinder	●
---	---

### Safety and guards

Lock for the cab door and each cabin(Cab)	●
Warning horn	●
The quick coupler button with warning	●
Wiper motor protection box(Cab)	●
Battery disconnect switch	●
Overheating warning	●
Anti-skid plate/ anti-skid paste	●
Hydraulic safety locking lever	●
Left and right rearview mirrors	●
Rearview mirror for cab	●
Anti-burst valve on the boom	●
Anti-burst valve on the arm	●
Protective hood for anti-burst valve	●
Roll over protective structure	●
Operator protective guard	●
Rubber stopper for bolt hole on the cover	●
Hydraulic lock for dozer	●
Emergency stop switch	●

### Optional

Dozer deflection	○
Hydraulic quick coupler	○
Mechanical quick coupler	○
Scarifier	○
Thumb	○
Bucket(300 mm 0.04 m³)(11"/0.05 yd³)	○
Bucket(450 mm 0.1 m³)(1'6"/0.13 yd³)	○
Bucket(600 mm 0.13 m³)(1'12"/0.17 yd³)	○
Bucket(1200 mm 0.29 m³)(3'11"/0.38y d³)	○

Standard: ●

Optional: ○

· Some of these standard or optional equipment may not be available for certain markets.

· Pictures may include attachments and optional equipment that are not available in your area. · Materials and specifications are subjected to change without advance notice.

· Please contact your local XCMG dealer for more information on availability or to customise your machine to suit your applications requirements.



# Optimum Services , XCMG Guaranteed



XCMG approved  
attachments



Genuine parts



Financial  
solutions



Maintenance  
contract



## Professional Integrated Complete Solutions

XCMG group has built a strong reputation based on the quality, reliability and durability of its construction machinery. What's more, XCMG has gradually established a service network to constantly provide its local integrated and highly efficient complete solutions for all customers.

## Full Range of Services Ready for you

In order to respond to your needs as fast as possible, XCMG experts are on their way to your job site from one of our facilities near you. Full range of services are available in order to reduce your total cost of ownership and increase your revenue.

The available attachments include but not limited to the following:

Hydraulic quick  
coupler



Hydraulic thumb



hammer



Timber grab



